



Round 2
Horsham - Vic
7 April 2024

THOR


THOR MX1
Moto 1

Date: 07/04/24
 Event: R05
 Weather: Sunny - Temp: 20.7C
 Track: Good

Started at: 13:13:18
 Laps: 25 Min + 1 Lap
 Starters: 35
 Posted at: 13:51

PROVISIONAL CLASSIFICATION

Pos	No	Name	Machine	Laps	Race Time	Behind Leader	Behind Prev	Fastest Lap	On Lap
1	199	Nathan CRAWFORD (QLD) / KTM Racing Team	KTM SXF 450	15	27:51.233			1:50.604	8
2	14	Jed BEATON (VIC) / CDR Yamaha Monster Energy	Yamaha YZF 450	15	27:52.784	1.551	1.551	1:50.654	14
3	96	Kyle WEBSTER (VIC) / Team HRC Honda Racing Australia / Boost Mobile	Honda CRF 450	15	28:09.776	18.543	16.992	1:50.708	4
4	4	Luke CLOUT (NSW) / Empire Kawasaki	Kawasaki KX 450	15	28:23.955	32.722	14.179	1:50.754	3
5	5	Kirk GIBBS (QLD) / GASGAS Racing Team	GasGas MC 450	15	28:28.356	37.123	4.401	1:52.670	10
6	20	Wilson TODD (QLD) / Team HRC Honda Racing Australia / Terraforma / Froth	Honda CRF 450	15	28:36.328	45.095	7.972	1:53.022	7
7	24	Brett METCALFE (SA) / Penrite GO24 / Green Team Racing / 3D Siteworx / MX Store / Rat Racing	Kawasaki KX 450	15	28:40.160	48.927	3.832	1:53.601	11
8	47	Todd WATERS (QLD) / Husqvarna Raceline TDUB MX Team	Husqvarna FC 450	15	28:50.379	59.146	10.219	1:52.807	4
9	1	Dean FERRIS (QLD) / CDR Yamaha Monster Energy	Yamaha YZF 450	15	28:54.433	1:03.200	4.054	1:52.237	3
10	81	Joel EVANS (QLD) / MXstore / Brisbane M-cycles / Viking Industrial / Bluefin LED / UNIT / Maxxis	Yamaha YZF 450	15	29:28.351	1:37.118	33.918	1:55.924	6
11	8	Zachary WATSON (QLD) / Rising M-sports / Husqvarna / APO / Dritimes / Forth / Fist / Dixon / ATR	Husqvarna FC 250	15	29:40.208	1:48.975	11.857	1:55.964	8
12	28	Cooper HOLROYD (NSW) / Lusty Industries / Truckserv / MX Express / Apro M-sport / Pro Image	Yamaha YZF 450	15	29:46.275	1:55.042	6.067	1:56.369	7
13	62	Dylan WOOD (NSW) / Honda Ride Red Aust. / Chris Woods Perform. / Troy Lee Designs / Lusty Ind.	Honda CRF 450	14	27:51.264	1 Lap		1:57.877	8
14	38	Bryce OGNENIS (VIC) / Worxx Carpentry / Xtreme Mx Gear / All You Want Bldg Suppl. / Motologic	Husqvarna FC 450	14	27:52.310	1 Lap	1.046	1:58.211	4
15	23	Levi ROGERS (QLD) / Caloundra Motorcycle Centre	Beta RX 450	14	27:57.002	1 Lap	4.692	1:55.890	7
16	162	Luke ZIELINSKI (QLD) / Raceline Perform. / Trac-Rite Suspension / TDub / MX Store / Lusty Industries	Husqvarna FC 450	14	28:01.981	1 Lap	4.979	1:56.464	3
17	84	Siegah WARD (SA) / Ride Red Privateer Program / Seamaydence / AEC / Dunlop / Pitman M-cycles	Honda CRF 450	14	28:03.142	1 Lap	1.161	1:58.525	3
18	202	Connor ROSSANDICH (NSW) / New Image L-scapes / Hostile Handwear / Ryno Power / Readman Civil	KTM SXF 450	14	28:35.166	1 Lap	32.024	1:57.109	4
19	16	Braeden KREBS (VIC) / WBR M-c / OatesMX / Rockafellas Racing / Costanzo Perform. / Bridgestone	Yamaha YZF 450	14	28:42.013	1 Lap	6.847	2:00.699	7
20	49	Cody O'LOAN (QLD) / Moto 1 M-cycles / Underclass / Midas Tyres / Link Logic / Neilsens Painting	Honda CRF 450	14	28:42.410	1 Lap	.397	2:00.493	3
21	174	Sam LARSEN (QLD)	Yamaha YZF 450	14	28:48.590	1 Lap	6.180	2:01.028	7
22	29	Navrin GROTHUES (QLD) / 2NINE M-sports / A1 Accessories / Furious Fitness / TDP Graphics / Maxxis	Yamaha YZF 450	14	29:02.965	1 Lap	14.375	1:59.853	3
23	415	Cody SCHAT (QLD) / PJS T-port / MXRP / FLY / Bridgestone / 6D / Moto1 / Rynopower	KTM SXF 450	14	29:05.098	1 Lap	2.133	2:01.273	6


 Chief Timekeeper - Scott Laing


 Race Director - Mark Hancock



www.computime.com.au
COMPUTIME RACE TIMING SYSTEMS PTY LTD





Round 2
Horsham - Vic
7 April 2024

THOR

THOR MX1
Moto 1

Date: 07/04/24
 Event: R05
 Weather: Sunny - Temp: 20.7C
 Track: Good

Started at: 13:13:18
 Laps: 25 Min + 1 Lap
 Starters: 35
 Posted at: 13:51

PROVISIONAL CLASSIFICATION

Pos	No	Name	Machine	Laps	Race Time	Behind Leader	Behind Prev	Fastest Lap	On Lap
24	119	Cooper KREZLIK (VIC) / Oates MX / Dynamite Cycles / Kimber Constr. / Winner M-cycles	KTM SXF 450	14	29:10.884	1 Lap	5.786	2:01.718	3
25	40	Kye ORCHARD (QLD) / Brisbane M-cycles / J&M Orchard Carpentry / Shield Building Approvals	Yamaha YZF 450	14	29:11.193	1 Lap	.309	2:02.130	6
26	56	Riley STEPHENS (NSW) / Honda Genuine Ride Red	Honda CRF 450	14	29:31.720	1 Lap	20.527	2:02.410	3
27	204	Brandon STEEL (NSW) / Steelo's Transport / UniFilter Australia / ProMoto Suspension / Freeflight MX	Yamaha YZF 450	14	29:57.791	1 Lap	26.071	2:05.160	7
28	82	Elijah WIESE (SA) / Oates MX / Elite Edge Fitness / MX Store / Panta Race Fuels / Pirelli / Yamaha	Yamaha YZF 450	13	28:06.078	2 Laps		2:04.498	3
29	36	Max CLOSTER (VIC) / Matt Jones M-c / Race Ready Susp. / M.Closter Concreting / Alcocks Pool Table	Kawasaki KX 450	13	28:32.072	2 Laps	25.994	2:06.231	3
30	88	Riley FUCSKO (VIC) / Winner M-c / Black Dog Custom / Eco Crush	KTM SXF 450	13	28:38.142	2 Laps	6.070	2:03.325	2
31	86	Jett KIPPS (VIC) / Winner M-c / Peter Stevens M-c / KTM Aust. / Gas Imports / Michelin / Thor	Husqvarna FC 450	13	29:02.491	2 Laps	24.349	2:05.467	2
DNF	51	Robbie MARSHALL (QLD) / EFS Racing / MPE Husqvarna / Sheds N Homes	Husqvarna FC 450	4	8:28.761	10 Laps		2:02.581	2
DNF	32	Joel CIGLIANO (NSW) / Mick Muldoon M-c / Pro-Moto Susp. / Rukluse / Bolt Everywhere / DMK Designs	Kawasaki KX 450	3	6:21.479	11 Laps		2:05.081	3
DNF	31	Joel PHILLIPS (QLD) / Team XLR	Husqvarna FC 450	0		14 Laps			
DNF	35	Ricky LATIMER (QLD) / TLR / Castrol / Fly / Bridgestone / Asterisk / BDS / Latimer Transport	Yamaha YZF 450	0		14 Laps	.000		

Fastest Lap was 1:50.604 by 199 Nathan CRAWFORD (QLD)

The results are provisional until the expiration of the time limit for protests and appeals.


 Chief Timekeeper - Scott Laing


 Race Director - Mark Hancock



www.computime.com.au
COMPUTIME RACE TIMING SYSTEMS PTY LTD





Round 2
Horsham - Vic
7 April 2024

THOR

THOR MX1
Moto 1

Date: 07/04/24
Event: R05
Weather: Sunny - Temp: 20.7C
Track: Good

Started at: 13:13:18
Laps: 25 Min + 1 Lap
Starters: 35
Posted at: 13:51

PROVISIONAL LAP TIMES

No	Name	Lap 1	Lap 2	Lap 3	Lap 4	Lap 5	Lap 6	Lap 7	Lap 8	Lap 9	Lap 10
1	Dean FERRIS (QLD)	1:49.406	1:54.489	<u>1:52.237</u>	1:53.209	2:13.333	1:55.074	1:55.181	1:55.017	1:55.149	1:54.373
10		1:54.632	1:54.780	1:55.135	1:55.114	1:57.304					
4	Luke CLOUT (NSW)	1:48.105	1:53.107	<u>1:50.754</u>	1:51.115	1:51.637	1:51.369	1:51.763	1:51.469	1:51.544	1:51.525
10		1:51.298	1:51.347	2:02.152	2:03.427	2:03.343					
5	Kirk GIBBS (QLD)	1:50.569	1:54.909	1:54.131	1:53.336	1:53.518	1:52.754	1:53.764	1:54.246	1:53.825	<u>1:52.670</u>
10		1:52.875	1:55.275	1:54.495	1:56.043	1:55.946					
8	Zachary WATSON (QLD)	1:52.623	1:57.468	1:56.565	1:56.645	1:57.290	1:56.343	1:57.252	<u>1:55.964</u>	1:57.171	1:58.769
10		1:57.737	2:01.083	2:12.582	2:00.474	2:02.242					
14	Jed BEATON (VIC)	1:48.446	1:53.922	1:51.746	1:51.491	1:51.765	1:51.896	1:51.791	1:51.932	1:51.087	1:50.839
10		1:51.722	1:52.372	1:51.560	<u>1:50.654</u>	1:51.561					
16	Braeden KREBS (VIC)	2:04.259	2:05.143	2:00.747	2:02.564	2:03.757	2:03.810	<u>2:00.699</u>	2:00.895	2:01.141	2:04.940
10		2:02.936	2:02.919	2:04.307	2:03.896						
20	Wilson TODD (QLD)	1:55.607	1:57.323	1:54.131	1:53.951	1:54.543	1:53.616	<u>1:53.022</u>	1:53.506	1:54.122	1:53.887
10		1:53.382	1:53.816	1:55.529	1:54.599	1:55.294					
23	Levi ROGERS (QLD)	1:54.291	2:00.102	1:56.675	1:58.589	1:58.347	1:58.487	<u>1:55.890</u>	1:57.280	1:56.577	1:58.614
10		1:56.549	2:25.075	2:00.255	2:00.271						
24	Brett METCALFE (SA)	1:49.987	1:57.404	1:54.343	1:53.693	1:54.860	1:54.947	1:54.432	1:54.883	1:54.751	1:53.826
10		<u>1:53.601</u>	1:55.931	1:56.244	1:55.400	1:55.858					
28	Cooper HOLROYD (NSW)	1:58.197	2:01.666	1:58.467	1:58.447	1:58.323	1:56.536	<u>1:56.369</u>	1:59.046	1:58.511	1:59.118
10		1:59.943	1:58.967	1:59.567	2:01.102	2:02.016					
29	Navrin GROTHUES (QLD)	1:58.886	2:02.806	<u>1:59.853</u>	2:01.788	2:03.251	2:05.913	2:04.947	2:03.826	2:04.827	2:13.304
10		2:06.326	2:08.908	2:06.490	2:01.840						
32	Joel CIGLIANO (NSW)	2:10.422	2:05.976	<u>2:05.081</u>							
36	Max CLOSTER (VIC)	2:06.588	2:10.471	<u>2:06.231</u>	2:09.970	2:10.010	2:11.204	2:18.119	2:11.292	2:10.920	2:12.860
10		2:14.988	2:18.540	2:10.879							
38	Bryce OGNENIS (VIC)	1:57.750	2:00.718	1:59.089	<u>1:58.211</u>	1:58.408	1:59.371	1:58.739	1:58.564	1:58.534	2:00.524
10		1:59.410	1:59.747	2:00.627	2:02.618						
40	Kye ORCHARD (QLD)	2:07.935	2:06.378	2:03.208	2:03.366	2:02.940	<u>2:02.130</u>	2:05.394	2:06.456	2:07.729	2:05.046
10		2:07.212	2:05.456	2:04.346	2:03.597						
47	Todd WATERS (QLD)	1:52.362	1:56.224	1:54.802	<u>1:52.807</u>	1:53.408	1:53.994	1:55.185	1:54.761	1:54.638	1:54.154
10		1:56.361	1:57.108	1:58.207	1:57.386	1:58.982					
49	Cody O'LOAN (QLD)	2:02.109	2:03.781	<u>2:00.493</u>	2:00.739	2:01.767	2:01.761	2:04.506	2:03.191	2:02.371	2:04.840
10		2:05.650	2:03.508	2:04.255	2:03.439						
51	Robbie MARSHALL (QLD)	2:00.657	<u>2:02.581</u>	2:04.251	2:21.272						
56	Riley STEPHENS (NSW)	2:03.601	2:04.868	<u>2:02.410</u>	2:04.108	2:05.918	2:05.263	2:06.604	2:06.543	2:08.540	2:07.045
10		2:07.170	2:08.435	2:09.564	2:11.651						

Scott Laing
Chief Timekeeper - Scott Laing

Mark Hancock
Race Director - Mark Hancock





Round 2
Horsham - Vic
7 April 2024

THOR

THOR MX1
Moto 1


Date: 07/04/24
 Event: R05
 Weather: Sunny - Temp: 20.7C
 Track: Good

Started at: 13:13:18
 Laps: 25 Min + 1 Lap
 Starters: 35
 Posted at: 13:51

PROVISIONAL LAP TIMES

No	Name	Lap 1	Lap 2	Lap 3	Lap 4	Lap 5	Lap 6	Lap 7	Lap 8	Lap 9	Lap 10
62	Dylan WOOD (NSW)	1:56.809	1:59.713	1:57.953	1:57.886	1:58.031	1:58.413	1:58.428	1:57.877	1:59.027	1:58.032
	10	2:01.099	2:02.530	2:02.763	2:02.703						
81	Joel EVANS (QLD)	1:57.094	2:01.192	1:58.090	1:57.445	1:57.688	1:55.924	1:57.141	1:56.707	1:57.019	1:57.336
	10	1:57.525	1:56.918	1:57.813	1:58.799	2:01.660					
82	Elijah WIESE (SA)	2:04.590	2:06.825	2:04.498	2:05.612	2:06.707	2:08.135	2:09.301	2:18.166	2:11.718	2:10.832
	10	2:10.539	2:09.793	2:19.362							
84	Siegah WARD (SA)	1:59.984	2:00.757	1:58.525	2:04.726	1:59.958	1:59.163	1:59.572	1:59.513	1:58.788	1:59.532
	10	1:59.299	2:01.110	2:01.362	2:00.853						
86	Jett KIPPS (VIC)	2:38.000	2:05.467	2:05.801	2:06.281	2:07.292	2:12.396	2:11.014	2:11.611	2:36.817	2:12.051
	10	2:16.032	2:11.629	2:08.100							
88	Riley FUCSKO (VIC)	2:29.490	2:03.325	2:05.817	2:07.417	2:07.906	2:09.249	2:11.094	2:11.652	2:13.774	2:13.884
	10	2:14.057	2:14.632	2:15.845							
96	Kyle WEBSTER (VIC)	1:44.800	1:51.929	1:51.189	1:50.708	2:01.522	1:50.927	1:51.813	1:50.808	1:51.073	1:52.620
	10	1:52.786	1:54.135	1:53.200	1:54.636	1:57.630					
119	Cooper KREZLIK (VIC)	2:04.339	2:05.591	2:01.718	2:04.051	2:02.845	2:02.662	2:03.010	2:02.658	2:08.076	2:06.314
	10	2:04.320	2:11.900	2:07.969	2:05.431						
162	Luke ZIELINSKI (QLD)	1:53.694	1:58.034	1:56.464	1:58.892	1:59.205	1:58.908	2:00.658	2:00.387	2:01.517	2:00.768
	10	2:03.121	2:04.674	2:02.432	2:03.227						
174	Sam LARSEN (QLD)	2:06.434	2:05.915	2:01.594	2:02.099	2:03.280	2:02.422	2:01.028	2:01.883	2:01.469	2:04.247
	10	2:01.981	2:09.148	2:02.329	2:04.761						
199	Nathan CRAWFORD (QLD)	1:46.397	1:53.029	1:52.583	1:52.376	1:52.690	1:50.753	1:51.340	1:50.604	1:51.906	1:52.014
	10	1:51.597	1:51.271	1:51.244	1:51.781	1:51.648					
202	Connor ROSSANDICH (NSW)	2:01.632	2:01.184	1:59.677	1:57.109	1:58.160	1:59.396	1:59.883	2:01.968	2:00.857	2:00.385
	10	2:03.696	2:11.508	2:12.091	2:07.620						
204	Brandon STEEL (NSW)	2:03.184	2:09.539	2:06.523	2:05.553	2:06.566	2:06.329	2:05.160	2:08.710	2:09.598	2:09.434
	10	2:09.923	2:10.399	2:10.931	2:15.942						
415	Cody SCHAT (QLD)	2:05.688	2:07.674	2:03.274	2:03.148	2:02.158	2:01.273	2:02.559	2:02.946	2:07.660	2:04.771
	10	2:05.875	2:05.674	2:07.296	2:05.102						

The results are provisional until the expiration of the time limit for protests and appeals.


 Chief Timekeeper - Scott Laing


 Race Director - Mark Hancock



www.computime.com.au
COMPUTIME RACE TIMING SYSTEMS PTY LTD





Round 2
Horsham - Vic
7 April 2024

THOR

THOR MX1
Moto 1

Date: 07/04/24
 Event: R05
 Weather: Sunny - Temp: 20.7C
 Track: Good

Started at: 13:13:18
 Laps: 25 Min + 1 Lap
 Starters: 35
 Posted at: 13:51

PROVISIONAL SECTOR TIMES

Lap	Sector 1	Sector 2	Sector 3	Lap Time	Lap	Sector 1	Sector 2	Sector 3	Lap Time
1 Dean FERRIS (QLD) (9th)					11	43.448	30.342	39.085	1:52.875
1	39.444	31.294	38.668	1:49.406	12	43.453	31.381	40.441	1:55.275
2	45.647	30.155	38.687	1:54.489	13	43.224	31.589	39.682	1:54.495
3	42.957	30.459	38.821	1:52.237	14	44.984	31.329	39.730	1:56.043
4	43.210	31.857	38.142	1:53.209	15	43.893	31.860	40.193	1:55.946
5	43.822	49.887	39.624	2:13.333	8 Zachary WATSON (QLD) (11th)				
6	43.696	32.079	39.299	1:55.074	1	40.604	32.426	39.593	1:52.623
7	44.049	32.005	39.127	1:55.181	2	46.628	31.609	39.231	1:57.468
8	44.150	31.622	39.245	1:55.017	3	44.434	31.985	40.146	1:56.565
9	43.967	31.868	39.314	1:55.149	4	44.281	32.533	39.831	1:56.645
10	43.685	31.448	39.240	1:54.373	5	44.596	32.342	40.352	1:57.290
11	44.164	31.427	39.041	1:54.632	6	44.957	31.559	39.827	1:56.343
12	43.945	31.423	39.412	1:54.780	7	44.377	32.512	40.363	1:57.252
13	43.428	32.298	39.409	1:55.135	8	44.359	31.399	40.206	1:55.964
14	43.421	31.963	39.730	1:55.114	9	44.011	31.824	41.336	1:57.171
15	44.210	32.093	41.001	1:57.304	10	45.308	32.307	41.154	1:58.769
4 Luke CLOUT (NSW) (4th)					11	44.572	32.285	40.880	1:57.737
1	39.473	30.802	37.830	1:48.105	12	44.636	35.285	41.162	2:01.083
2	44.530	30.993	37.584	1:53.107	13	56.283	34.036	42.263	2:12.582
3	42.415	30.903	37.436	1:50.754	14	45.790	32.449	42.235	2:00.474
4	42.467	30.940	37.708	1:51.115	15	45.611	33.229	43.402	2:02.242
5	42.945	30.988	37.704	1:51.637	14 Jed BEATON (VIC) (2nd)				
6	42.794	30.894	37.681	1:51.369	1	38.441	30.795	39.210	1:48.446
7	42.457	30.920	38.386	1:51.763	2	45.217	31.086	37.619	1:53.922
8	42.301	31.019	38.149	1:51.469	3	43.009	29.974	38.763	1:51.746
9	42.455	30.978	38.111	1:51.544	4	41.656	31.589	38.246	1:51.491
10	42.996	30.774	37.755	1:51.525	5	42.736	30.643	38.386	1:51.765
11	42.352	31.151	37.795	1:51.298	6	42.819	30.534	38.543	1:51.896
12	42.553	30.605	38.189	1:51.347	7	42.846	30.897	38.048	1:51.791
13	43.109	38.045	40.998	2:02.152	8	42.727	30.338	38.867	1:51.932
14	46.512	34.096	42.819	2:03.427	9	42.460	30.456	38.171	1:51.087
15	46.663	33.353	43.327	2:03.343	10	42.925	29.633	38.281	1:50.839
5 Kirk GIBBS (QLD) (5th)					11	42.602	29.984	39.136	1:51.722
1	39.142	32.413	39.014	1:50.569	12	42.779	30.350	39.243	1:52.372
2	45.349	30.971	38.589	1:54.909	13	42.730	29.851	38.979	1:51.560
3	44.080	30.911	39.140	1:54.131	14	41.987	29.659	39.008	1:50.654
4	43.791	30.766	38.779	1:53.336	15	42.461	29.862	39.238	1:51.561
5	43.459	31.458	38.601	1:53.518	16 Braeden KREBS (VIC) (19th)				
6	43.681	31.033	38.040	1:52.754	1	44.787	36.097	43.375	2:04.259
7	43.929	30.825	39.010	1:53.764	2	49.980	33.314	41.849	2:05.143
8	43.533	31.417	39.296	1:54.246	3	47.004	32.168	41.575	2:00.747
9	44.505	30.328	38.992	1:53.825	4	47.097	32.991	42.476	2:02.564
10	43.553	30.360	38.757	1:52.670					

Scott Laing
 Chief Timekeeper - Scott Laing

Mark Hancock
 Race Director - Mark Hancock





Round 2
Horsham - Vic
7 April 2024

THOR

THOR MX1
Moto 1

Date: 07/04/24
 Event: R05
 Weather: Sunny - Temp: 20.7C
 Track: Good

Started at: 13:13:18
 Laps: 25 Min + 1 Lap
 Starters: 35
 Posted at: 13:51

PROVISIONAL SECTOR TIMES

Lap	Sector 1	Sector 2	Sector 3	Lap Time	Lap	Sector 1	Sector 2	Sector 3	Lap Time
5	47.072	33.929	42.756	2:03.757	1	38.770	31.251	39.966	1:49.987
6	46.616	35.015	42.179	2:03.810	2	46.621	31.432	39.351	1:57.404
7	45.974	33.293	41.432	2:00.699	3	44.333	30.975	39.035	1:54.343
8	45.552	33.454	41.889	2:00.895	4	43.643	30.831	39.219	1:53.693
9	45.988	33.148	42.005	2:01.141	5	43.543	31.230	40.087	1:54.860
10	46.192	33.527	45.221	2:04.940	6	44.091	31.391	39.465	1:54.947
11	46.636	33.658	42.642	2:02.936	7	43.469	31.411	39.552	1:54.432
12	46.799	33.578	42.542	2:02.919	8	43.831	31.288	39.764	1:54.883
13	46.867	34.454	42.986	2:04.307	9	44.249	31.105	39.397	1:54.751
14	46.539	34.185	43.172	2:03.896	10	43.290	31.229	39.307	1:53.826
					11	43.098	31.105	39.398	1:53.601
					12	43.848	31.775	40.308	1:55.931
					13	43.621	32.344	40.279	1:56.244
					14	43.640	30.981	40.779	1:55.400
					15	43.430	31.921	40.507	1:55.858
20 Wilson TODD (QLD) (6th)					28 Cooper HOLROYD (NSW) (12th)				
1	42.790	32.331	40.486	1:55.607	1	41.902	36.183	40.112	1:58.197
2	46.478	30.659	40.186	1:57.323	2	48.113	32.563	40.990	2:01.666
3	43.594	31.279	39.258	1:54.131	3	45.117	32.437	40.913	1:58.467
4	43.524	30.860	39.567	1:53.951	4	45.462	32.427	40.558	1:58.447
5	44.034	31.609	38.900	1:54.543	5	44.701	32.611	41.011	1:58.323
6	43.930	30.982	38.704	1:53.616	6	44.467	32.227	39.842	1:56.536
7	43.535	31.029	38.458	1:53.022	7	44.254	32.088	40.027	1:56.369
8	43.307	30.645	39.554	1:53.506	8	45.428	32.818	40.800	1:59.046
9	43.460	31.090	39.572	1:54.122	9	45.128	32.764	40.619	1:58.511
10	44.029	30.471	39.387	1:53.887	10	45.088	32.895	41.135	1:59.118
11	43.219	31.298	38.865	1:53.382	11	45.688	33.187	41.068	1:59.943
12	42.645	31.172	39.999	1:53.816	12	45.555	32.407	41.005	1:58.967
13	44.124	31.620	39.785	1:55.529	13	45.454	32.930	41.183	1:59.567
14	44.650	30.490	39.459	1:54.599	14	45.827	33.021	42.254	2:01.102
15	43.822	31.299	40.173	1:55.294	15	46.402	33.397	42.217	2:02.016
23 Levi ROGERS (QLD) (15th)					29 Navrin GROTHUES (QLD) (22th)				
1	41.194	32.494	40.603	1:54.291	1	44.026	33.282	41.578	1:58.886
2	46.571	32.590	40.941	2:00.102	2	48.449	33.076	41.281	2:02.806
3	44.071	32.203	40.401	1:56.675	3	45.177	33.063	41.613	1:59.853
4	45.272	32.982	40.335	1:58.589	4	46.477	33.197	42.114	2:01.788
5	45.342	33.305	39.700	1:58.347	5	47.407	33.468	42.376	2:03.251
6	44.351	33.626	40.510	1:58.487	6	47.391	34.303	44.219	2:05.913
7	43.792	32.651	39.447	1:55.890	7	47.485	33.959	43.503	2:04.947
8	45.259	31.973	40.048	1:57.280	8	46.383	34.112	43.331	2:03.826
9	44.793	31.585	40.199	1:56.577	9	47.377	34.542	42.908	2:04.827
10	44.571	32.951	41.092	1:58.614	10	47.301	42.936	43.067	2:13.304
11	44.765	31.871	39.913	1:56.549	11	47.643	34.304	44.379	2:06.326
12	1:11.653	32.541	40.881	2:25.075					
13	45.856	32.251	42.148	2:00.255					
14	48.277	31.524	40.470	2:00.271					
24 Brett METCALFE (SA) (7th)									

Scott Laing
 Chief Timekeeper - Scott Laing

Mark Hancock
 Race Director - Mark Hancock





Round 2
Horsham - Vic
7 April 2024

THOR

THOR MX1
Moto 1

Date: 07/04/24
Event: R05
Weather: Sunny - Temp: 20.7C
Track: Good

Started at: 13:13:18
Laps: 25 Min + 1 Lap
Starters: 35
Posted at: 13:51

PROVISIONAL SECTOR TIMES

Lap	Sector 1	Sector 2	Sector 3	Lap Time	Lap	Sector 1	Sector 2	Sector 3	Lap Time
12	48.335	36.759	43.814	2:08.908	5	45.834	34.399	42.707	2:02.940
13	48.308	35.062	43.120	2:06.490	6	47.086	33.010	42.034	2:02.130
14	46.851	33.178	41.811	2:01.840	7	47.334	34.518	43.542	2:06.456
32 Joel CIGLIANO (NSW) (DNF)					8	48.003	34.321	44.132	2:06.456
1	52.693	34.295	43.434	2:10.422	9	49.574	34.395	43.760	2:07.729
2	48.565	34.304	43.107	2:05.976	10	47.466	34.158	43.422	2:05.046
3	47.486	34.140	43.455	2:05.081	11	47.254	35.712	44.246	2:07.212
36 Max CLOSTER (VIC) (29th)					12	47.452	33.867	44.137	2:05.456
1	48.116	34.766	43.706	2:06.588	13	47.780	33.355	43.211	2:04.346
2	52.946	34.161	43.364	2:10.471	14	47.968	33.375	42.254	2:03.597
3	48.314	34.570	43.347	2:06.231	47 Todd WATERS (QLD) (8th)				
4	50.543	35.319	44.108	2:09.970	1	40.682	31.751	39.929	1:52.362
5	49.294	36.226	44.490	2:10.010	2	45.882	30.944	39.398	1:56.224
6	49.592	35.512	46.100	2:11.204	3	44.114	31.585	39.103	1:54.802
7	55.175	35.690	47.254	2:18.119	4	43.400	30.896	38.511	1:52.807
8	50.488	35.521	45.283	2:11.292	5	43.147	31.490	38.771	1:53.408
9	49.897	35.583	45.440	2:10.920	6	43.516	31.445	39.033	1:53.994
10	51.262	35.819	45.779	2:12.860	7	43.895	31.503	39.787	1:55.185
11	50.013	35.885	49.090	2:14.988	8	44.117	30.994	39.650	1:54.761
12	53.160	38.642	46.738	2:18.540	9	44.615	30.329	39.694	1:54.638
13	49.241	34.518	47.120	2:10.879	10	44.141	30.302	39.711	1:54.154
38 Bryce OGNENIS (VIC) (14th)					11	45.018	31.371	39.972	1:56.361
1	42.878	33.802	41.070	1:57.750	12	44.874	31.490	40.744	1:57.108
2	47.687	32.883	40.148	2:00.718	13	44.822	31.622	41.763	1:58.207
3	44.860	32.420	41.809	1:59.089	14	45.051	31.181	41.154	1:57.386
4	44.774	33.281	40.156	1:58.211	15	45.328	31.819	41.835	1:58.982
5	45.053	32.908	40.447	1:58.408	49 Cody O'LOAN (QLD) (20th)				
6	45.702	33.431	40.238	1:59.371	1	45.542	35.158	41.409	2:02.109
7	45.275	32.680	40.784	1:58.739	2	48.238	33.229	42.314	2:03.781
8	45.050	32.898	40.616	1:58.564	3	44.999	33.685	41.809	2:00.493
9	44.849	32.994	40.691	1:58.534	4	45.131	33.127	42.481	2:00.739
10	44.901	35.104	40.519	2:00.524	5	45.495	33.958	42.314	2:01.767
11	45.544	32.954	40.912	1:59.410	6	45.790	33.786	42.185	2:01.761
12	46.130	32.345	41.272	1:59.747	7	46.224	33.922	44.360	2:04.506
13	45.780	32.819	42.028	2:00.627	8	46.525	33.930	42.736	2:03.191
14	46.437	32.938	43.243	2:02.618	9	45.645	33.712	43.014	2:02.371
40 Kye ORCHARD (QLD) (25th)					10	45.859	33.712	45.269	2:04.840
1	48.004	36.526	43.405	2:07.935	11	48.173	34.420	43.057	2:05.650
2	50.399	33.287	42.692	2:06.378	12	46.913	33.566	43.029	2:03.508
3	47.726	33.396	42.086	2:03.208	13	47.484	34.064	42.707	2:04.255
4	46.268	34.141	42.957	2:03.366	14	47.293	33.904	42.242	2:03.439
51 Robbie MARSHALL (QLD) (DNF)									

Scott Laing
Chief Timekeeper - Scott Laing

Mark Hancock
Race Director - Mark Hancock



www.computime.com.au
COMPUTIME RACE TIMING SYSTEMS PTY LTD





Round 2
Horsham - Vic
7 April 2024

THOR

THOR MX1
Moto 1

Date: 07/04/24
 Event: R05
 Weather: Sunny - Temp: 20.7C
 Track: Good

Started at: 13:13:18
 Laps: 25 Min + 1 Lap
 Starters: 35
 Posted at: 13:51

PROVISIONAL SECTOR TIMES

Lap	Sector 1	Sector 2	Sector 3	Lap Time	Lap	Sector 1	Sector 2	Sector 3	Lap Time
1	44.731	35.325	40.601	2:00.657	8	44.332	31.970	40.405	1:56.707
2	48.045	32.473	42.063	2:02.581	9	44.522	32.226	40.271	1:57.019
3	46.542	33.884	43.825	2:04.251	10	44.605	31.577	41.154	1:57.336
4	50.080	39.283	51.909	2:21.272	11	45.173	32.188	40.164	1:57.525
56 Riley STEPHENS (NSW) (26th)					12	44.836	31.508	40.574	1:56.918
1	45.317	35.123	43.161	2:03.601	13	44.677	32.595	40.541	1:57.813
2	48.678	33.678	42.512	2:04.868	14	45.546	32.680	40.573	1:58.799
3	45.999	33.719	42.692	2:02.410	15	46.217	33.345	42.098	2:01.660
4	46.294	34.499	43.315	2:04.108	82 Elijah WIESE (SA) (28th)				
5	46.887	35.121	43.910	2:05.918	1	45.773	35.746	43.071	2:04.590
6	47.032	35.179	43.052	2:05.263	2	50.955	33.690	42.180	2:06.825
7	48.150	34.809	43.645	2:06.604	3	47.624	33.699	43.175	2:04.498
8	47.523	34.903	44.117	2:06.543	4	46.617	34.945	44.050	2:05.612
9	48.959	36.277	43.304	2:08.540	5	47.737	35.634	43.336	2:06.707
10	47.472	35.050	44.523	2:07.045	6	49.050	35.230	43.855	2:08.135
11	47.745	34.956	44.469	2:07.170	7	47.779	36.484	45.038	2:09.301
12	47.420	35.640	45.375	2:08.435	8	54.213	35.495	48.458	2:18.166
13	47.563	36.823	45.178	2:09.564	9	52.692	35.464	43.562	2:11.718
14	48.683	35.977	46.991	2:11.651	10	50.436	35.125	45.271	2:10.832
62 Dylan WOOD (NSW) (13th)					11	48.524	37.548	44.467	2:10.539
1	42.153	33.177	41.479	1:56.809	12	48.604	35.656	45.533	2:09.793
2	47.243	32.077	40.393	1:59.713	13	51.322	40.412	47.628	2:19.362
3	45.755	32.314	39.884	1:57.953	84 Siegah WARD (SA) (17th)				
4	45.193	32.352	40.341	1:57.886	1	44.360	34.265	41.359	1:59.984
5	45.547	32.750	39.734	1:58.031	2	47.336	32.285	41.136	2:00.757
6	44.974	33.052	40.387	1:58.413	3	45.334	31.908	41.283	1:58.525
7	45.484	32.212	40.732	1:58.428	4	45.198	32.463	47.065	2:04.726
8	45.084	32.484	40.309	1:57.877	5	45.710	32.645	41.603	1:59.958
9	45.622	32.641	40.764	1:59.027	6	44.231	32.820	42.112	1:59.163
10	45.204	32.529	40.299	1:58.032	7	45.459	32.881	41.232	1:59.572
11	45.934	33.235	41.930	2:01.099	8	45.456	32.650	41.407	1:59.513
12	46.975	33.345	42.210	2:02.530	9	45.281	32.662	40.845	1:58.788
13	47.251	33.401	42.111	2:02.763	10	44.857	33.514	41.161	1:59.532
14	47.639	32.578	42.486	2:02.703	11	45.452	32.623	41.224	1:59.299
81 Joel EVANS (QLD) (10th)					12	45.540	33.353	42.217	2:01.110
1	43.273	33.067	40.754	1:57.094	13	45.708	32.606	43.048	2:01.362
2	47.811	32.064	41.317	2:01.192	14	46.226	32.673	41.954	2:00.853
3	45.804	31.476	40.810	1:58.090	86 Jett KIPPS (VIC) (31th)				
4	44.542	32.062	40.841	1:57.445	1	1:21.701	33.528	42.771	2:38.000
5	45.372	31.927	40.389	1:57.688	2	47.510	34.581	43.376	2:05.467
6	43.665	31.319	40.940	1:55.924	3	47.259	34.482	44.060	2:05.801
7	44.584	32.107	40.450	1:57.141	4	47.900	34.957	43.424	2:06.281

Scott Laing
 Chief Timekeeper - Scott Laing

Mark Hancock
 Race Director - Mark Hancock





Round 2
Horsham - Vic
7 April 2024

THOR

THOR MX1
Moto 1

Date: 07/04/24
Event: R05
Weather: Sunny - Temp: 20.7C
Track: Good

Started at: 13:13:18
Laps: 25 Min + 1 Lap
Starters: 35
Posted at: 13:51

PROVISIONAL SECTOR TIMES

Lap	Sector 1	Sector 2	Sector 3	Lap Time	Lap	Sector 1	Sector 2	Sector 3	Lap Time
5	47.890	35.265	44.137	2:07.292	3	45.558	33.158	43.002	2:01.718
6	51.771	35.503	45.122	2:12.396	4	47.174	34.015	42.862	2:04.051
7	50.865	35.798	44.351	2:11.014	5	46.801	34.181	41.863	2:02.845
8	51.282	35.902	44.427	2:11.611	6	46.429	33.847	42.386	2:02.662
9	1:17.326	35.893	43.598	2:36.817	7	45.962	34.334	42.714	2:03.010
10	48.088	39.227	44.736	2:12.051	8	45.985	33.714	42.959	2:02.658
11	50.177	38.872	46.983	2:16.032	9	47.615	35.387	45.074	2:08.076
12	50.062	36.493	45.074	2:11.629	10	48.328	34.306	43.680	2:06.314
13	49.228	36.058	42.814	2:08.100	11	46.687	34.535	43.098	2:04.320
					12	47.771	37.436	46.693	2:11.900
					13	49.479	35.342	43.148	2:07.969
					14	46.628	34.385	44.418	2:05.431
88 Riley FUCSKO (VIC) (30th)					162 Luke ZIELINSKI (QLD) (16th)				
1	1:12.054	34.231	43.205	2:29.490	1	41.827	33.075	38.792	1:53.694
2	46.576	33.402	43.347	2:03.325	2	46.135	32.418	39.481	1:58.034
3	46.952	34.579	44.286	2:05.817	3	44.605	31.795	40.064	1:56.464
4	47.554	34.725	45.138	2:07.417	4	45.417	33.007	40.468	1:58.892
5	47.893	35.167	44.846	2:07.906	5	45.422	33.383	40.400	1:59.205
6	47.885	35.810	45.554	2:09.249	6	45.695	32.856	40.357	1:58.908
7	49.291	36.018	45.785	2:11.094	7	46.179	33.102	41.377	2:00.658
8	49.677	36.296	45.679	2:11.652	8	45.988	32.742	41.657	2:00.387
9	48.871	34.673	50.230	2:13.774	9	47.066	33.334	41.117	2:01.517
10	50.157	36.562	47.165	2:13.884	10	46.100	33.127	41.541	2:00.768
11	50.063	37.553	46.441	2:14.057	11	46.566	33.356	43.199	2:03.121
12	50.606	37.586	46.440	2:14.632	12	47.788	34.636	42.250	2:04.674
13	48.995	36.607	50.243	2:15.845	13	46.139	34.178	42.115	2:02.432
					14	47.960	33.505	41.762	2:03.227
96 Kyle WEBSTER (VIC) (3rd)					174 Sam LARSEN (QLD) (21th)				
1	36.788	29.833	38.179	1:44.800	1	47.128	36.331	42.975	2:06.434
2	44.028	30.625	37.276	1:51.929	2	49.975	33.207	42.733	2:05.915
3	42.940	30.689	37.560	1:51.189	3	45.934	33.742	41.918	2:01.594
4	42.697	30.532	37.479	1:50.708	4	45.362	33.974	42.763	2:02.099
5	43.380	39.959	38.183	2:01.522	5	46.909	34.501	41.870	2:03.280
6	43.086	30.655	37.186	1:50.927	6	46.307	34.153	41.962	2:02.422
7	42.762	31.014	38.037	1:51.813	7	45.465	33.058	42.505	2:01.028
8	43.296	30.345	37.167	1:50.808	8	46.089	33.708	42.086	2:01.883
9	43.091	30.268	37.714	1:51.073	9	45.831	33.876	41.762	2:01.469
10	43.490	30.889	38.241	1:52.620	10	45.720	35.244	43.283	2:04.247
11	43.292	31.006	38.488	1:52.786	11	46.123	33.652	42.206	2:01.981
12	44.149	31.150	38.836	1:54.135	12	46.790	39.905	42.453	2:09.148
13	43.854	30.911	38.435	1:53.200	13	45.765	33.478	43.086	2:02.329
14	44.027	31.853	38.756	1:54.636	14	46.763	34.760	43.238	2:04.761
15	45.108	32.298	40.224	1:57.630					
119 Cooper KREZLIK (VIC) (24th)									
1	46.757	35.081	42.501	2:04.339					
2	50.337	33.092	42.162	2:05.591					

Scott Laing
Chief Timekeeper - Scott Laing

Mark Hancock
Race Director - Mark Hancock



www.computime.com.au
COMPUTIME RACE TIMING SYSTEMS PTY LTD





Round 2
Horsham - Vic
7 April 2024

THOR

THOR MX1
Moto 1

Date: 07/04/24
 Event: R05
 Weather: Sunny - Temp: 20.7C
 Track: Good

Started at: 13:13:18
 Laps: 25 Min + 1 Lap
 Starters: 35
 Posted at: 13:51

PROVISIONAL SECTOR TIMES

Lap	Sector 1	Sector 2	Sector 3	Lap Time	Lap	Sector 1	Sector 2	Sector 3	Lap Time
199 Nathan CRAWFORD (QLD) (1st)					204 Brandon STEEL (NSW) (27th)				
1	37.414	31.155	37.828	1:46.397	1	43.889	35.645	43.650	2:03.184
2	44.417	31.036	37.576	1:53.029	2	50.036	35.620	43.883	2:09.539
3	42.777	31.768	38.038	1:52.583	3	<u>47.222</u>	35.468	43.833	2:06.523
4	42.857	30.712	38.807	1:52.376	4	47.287	34.917	43.349	2:05.553
5	42.446	31.125	39.119	1:52.690	5	47.256	35.665	43.645	2:06.566
6	<u>42.300</u>	30.435	38.018	1:50.753	6	47.720	35.222	43.387	2:06.329
7	42.632	30.674	38.034	1:51.340	7	47.428	<u>34.437</u>	<u>43.295</u>	<u>2:05.160</u>
8	42.513	30.713	<u>37.378</u>	<u>1:50.604</u>	8	47.732	36.534	44.444	2:08.710
9	42.626	31.165	38.115	1:51.906	9	48.687	35.664	45.247	2:09.598
10	42.506	31.793	37.715	1:52.014	10	50.176	34.763	44.495	2:09.434
11	42.370	<u>30.249</u>	38.978	1:51.597	11	50.031	35.404	44.488	2:09.923
12	42.847	30.314	38.110	1:51.271	12	48.521	35.776	46.102	2:10.399
13	42.879	30.950	37.415	1:51.244	13	48.242	35.869	46.820	2:10.931
14	42.427	30.466	38.888	1:51.781	14	50.347	38.766	46.829	2:15.942
15	42.704	30.455	38.489	1:51.648					
202 Connor ROSSANDICH (NSW) (18th)					415 Cody SCHAT (QLD) (23th)				
1	44.404	35.282	41.946	2:01.632	1	47.015	35.446	43.227	2:05.688
2	47.896	32.290	40.998	2:01.184	2	51.662	34.076	41.936	2:07.674
3	45.340	32.895	41.442	1:59.677	3	46.937	33.762	42.575	2:03.274
4	<u>44.267</u>	<u>32.260</u>	<u>40.582</u>	<u>1:57.109</u>	4	46.647	34.581	41.920	2:03.148
5	44.983	32.412	40.765	1:58.160	5	<u>46.167</u>	34.164	41.827	2:02.158
6	45.797	32.471	41.128	1:59.396	6	46.238	33.612	<u>41.423</u>	<u>2:01.273</u>
7	44.919	32.967	41.997	1:59.883	7	46.875	<u>33.416</u>	42.268	2:02.559
8	46.324	33.963	41.681	2:01.968	8	46.855	33.975	42.116	2:02.946
9	46.524	32.780	41.553	2:00.857	9	47.211	34.576	45.873	2:07.660
10	45.750	32.798	41.837	2:00.385	10	48.161	34.139	42.471	2:04.771
11	45.839	34.402	43.455	2:03.696	11	47.770	34.859	43.246	2:05.875
12	47.128	35.960	48.420	2:11.508	12	47.354	34.724	43.596	2:05.674
13	51.876	35.366	44.849	2:12.091	13	49.004	34.978	43.314	2:07.296
14	47.602	36.085	43.933	2:07.620	14	47.456	33.980	43.666	2:05.102

The results are provisional until the expiration of the time limit for protests and appeals.


 Chief Timekeeper - Scott Laing


 Race Director - Mark Hancock



www.computime.com.au
COMPUTIME RACE TIMING SYSTEMS PTY LTD





Round 2
Horsham - Vic
7 April 2024

THOR

THOR MX1
Moto 1

Date: 07/04/24
 Event: R05
 Weather: Sunny - Temp: 20.7C
 Track: Good

Started at: 13:13:18
 Laps: 25 Min + 1 Lap
 Starters: 35
 Posted at: 13:51

PROVISIONAL FASTEST LAPS SEQUENCE

Lap	Race Pos	No	Name	Machine	Fastest Lap	On Lap
2	1	96	Kyle WEBSTER (VIC)	Honda CRF 450	1:51.929	2
3	1	96	Kyle WEBSTER (VIC)	Honda CRF 450	1:51.189	3
3	2	4	Luke CLOUT (NSW)	Kawasaki KX 450	1:50.754	3
4	1	96	Kyle WEBSTER (VIC)	Honda CRF 450	1:50.708	4
8	2	199	Nathan CRAWFORD (QLD)	KTM SXF 450	1:50.604	8

The results are provisional until the expiration of the time limit for protests and appeals.


 Chief Timekeeper - Scott Laing


 Race Director - Mark Hancock



www.computime.com.au
COMPUTIME RACE TIMING SYSTEMS PTY LTD





Round 2
Horsham - Vic
7 April 2024

THOR

THOR MX1
Moto 1

Date: 07/04/24
Event: R05
Weather: Sunny - Temp: 20.7C
Track: Good

Started at: 13:13:18
Laps: 25 Min + 1 Lap
Starters: 35
Posted at: 13:51

PROVISIONAL LAP SHEET

No	Lap Time	Gap	No	Lap Time	Gap	No	Lap Time	Gap	No	Lap Time	Gap	No	Lap Time	Gap
Lap 1			32	2:10.422	25.622	415	2:07.674	36.633	174	2:01.594	46.025	56	2:04.108	56.361
96	1:44.800		88	2:29.490	44.690	40	2:06.378	37.584	82	2:04.498	47.995	119	2:04.051	57.073
199	1:46.397	1.597	86	2:38.000	53.200	32	2:05.976	39.669	415	2:03.274	48.718	174	2:02.099	57.416
4	1:48.105	3.305	Lap 2			40	2:03.208	49.603	415	2:03.148	1:01.15	415	2:03.148	1:01.15
14	1:48.446	3.646	96	1:51.929		88	2:03.325	56.086	204	2:06.523	51.328	40	2:03.366	1:02.26
1	1:49.406	4.606	199	1:53.029	2.697	86	2:05.467	1:06.73	32	2:05.081	53.561	82	2:05.612	1:02.89
24	1:49.987	5.187	4	1:53.107	4.483	Lap 3			36	2:06.231	55.372	204	2:05.553	1:06.17
5	1:50.569	5.769	14	1:53.922	5.639	96	1:51.189		88	2:05.817	1:10.71	51	2:21.272	1:10.13
47	1:52.362	7.562	1	1:54.489	7.166	4	1:50.754	4.048	86	2:05.801	1:21.35	36	2:09.970	1:14.63
8	1:52.623	7.823	5	1:54.909	8.749	199	1:52.583	4.091	Lap 4			88	2:07.417	1:27.42
162	1:53.694	8.894	24	1:57.404	10.662	14	1:51.746	6.196	96	1:50.708		86	2:06.281	1:36.92
23	1:54.291	9.491	47	1:56.224	11.857	1	1:52.237	8.214	4	1:51.115	4.455	Lap 5		
20	1:55.607	10.807	8	1:57.468	13.362	5	1:54.131	11.691	199	1:52.376	5.759	4	1:51.637	
62	1:56.809	12.009	162	1:58.034	14.999	24	1:54.343	13.816	14	1:51.491	6.979	199	1:52.690	2.357
81	1:57.094	12.294	20	1:57.323	16.201	47	1:54.802	15.470	1	1:53.209	10.715	14	1:51.765	2.652
38	1:57.750	12.950	23	2:00.102	17.664	8	1:56.565	18.738	5	1:53.336	14.319	96	2:01.522	5.430
28	1:58.197	13.397	62	1:59.713	19.793	20	1:54.131	19.143	24	1:53.693	16.801	5	1:53.518	11.745
29	1:58.886	14.086	81	2:01.192	21.557	162	1:56.464	20.274	47	1:52.807	17.569	47	1:53.408	14.885
84	1:59.984	15.184	38	2:00.718	21.739	23	1:56.675	23.150	20	1:53.951	22.386	24	1:54.860	15.569
51	2:00.657	15.857	28	2:01.666	23.134	62	1:57.953	26.557	8	1:56.645	24.675	20	1:54.543	20.837
202	2:01.632	16.832	84	2:00.757	24.012	81	1:58.090	28.458	162	1:58.892	28.458	8	1:57.290	25.873
49	2:02.109	17.309	29	2:02.806	24.963	38	1:59.089	29.639	23	1:58.589	31.031	1	2:13.333	27.956
204	2:03.184	18.384	202	2:01.184	26.087	28	1:58.467	30.412	62	1:57.886	33.735	162	1:59.205	31.571
56	2:03.601	18.801	51	2:02.581	26.509	84	1:58.525	31.348	81	1:57.445	35.195	23	1:58.347	33.286
16	2:04.259	19.459	49	2:03.781	29.161	29	1:59.853	33.627	38	1:58.211	37.142	62	1:58.031	35.674
119	2:04.339	19.539	56	2:04.868	31.740	202	1:59.677	34.575	28	1:58.447	38.151	81	1:57.688	36.791
82	2:04.590	19.790	16	2:05.143	32.673	49	2:00.493	38.465	202	1:57.109	40.976	38	1:58.408	39.458
415	2:05.688	20.888	119	2:05.591	33.201	51	2:04.251	39.571	29	2:01.788	44.707	28	1:58.323	40.382
174	2:06.434	21.634	82	2:06.825	34.686	16	2:00.747	42.231	84	2:04.726	45.366	202	1:58.160	43.044
36	2:06.588	21.788	174	2:05.915	35.620	56	2:02.410	42.961	49	2:00.739	48.496	84	1:59.958	49.232
40	2:07.935	23.135	204	2:09.539	35.994	119	2:01.718	43.730	16	2:02.564	54.087	29	2:03.251	51.866

Scott Laing
Chief Timekeeper - Scott Laing

Mark Hancock
Race Director - Mark Hancock



www.computime.com.au
COMPUTIME RACE TIMING SYSTEMS PTY LTD





Round 2
Horsham - Vic
7 April 2024

THOR

THOR MX1
Moto 1

Date: 07/04/24
Event: R05
Weather: Sunny - Temp: 20.7C
Track: Good

Started at: 13:13:18
Laps: 25 Min + 1 Lap
Starters: 35
Posted at: 13:51

PROVISIONAL LAP SHEET

No	Lap Time	Gap	No	Lap Time	Gap	No	Lap Time	Gap	No	Lap Time	Gap	No	Lap Time	Gap						
49	2:01.767	54.171	49	2:01.761	1:04.56	84	1:59.572	1:04.83	202	2:01.968	1:09.69	38	1:58.534	1:08.52	202	2:00.857	1:19.00	84	1:58.788	1:20.12
16	2:03.757	1:01.75	29	2:05.913	1:06.41	49	2:04.506	1:17.30	84	1:59.513	1:12.87	202	2:00.857	1:19.00	84	1:58.788	1:20.12	49	2:02.371	1:39.85
119	2:02.845	1:03.82	16	2:03.810	1:14.19	29	2:04.947	1:19.59	49	2:03.191	1:29.02	84	1:58.788	1:20.12	49	2:02.371	1:39.85	16	2:01.141	1:42.15
174	2:03.280	1:04.60	119	2:02.662	1:15.11	16	2:00.699	1:23.12	29	2:03.826	1:31.95	49	2:02.371	1:39.85	16	2:01.141	1:42.15	29	2:04.827	1:45.23
56	2:05.918	1:06.18	174	2:02.422	1:15.65	174	2:01.028	1:24.92	16	2:00.895	1:32.55	16	2:01.141	1:42.15	29	2:04.827	1:45.23	174	2:01.469	1:45.26
415	2:02.158	1:07.22	415	2:01.273	1:17.12	119	2:03.010	1:26.36	174	2:01.883	1:35.33	174	2:01.883	1:35.33	29	2:04.827	1:45.23	415	2:02.946	1:39.40
40	2:02.940	1:09.10	40	2:02.130	1:19.87	415	2:02.559	1:27.92	119	2:02.658	1:37.55	119	2:02.658	1:37.55	174	2:01.469	1:45.26	415	2:02.946	1:39.40
82	2:06.707	1:13.51	56	2:05.263	1:20.08	40	2:05.394	1:33.50	415	2:02.946	1:39.40	415	2:02.946	1:39.40	40	2:06.456	1:48.48	40	2:06.456	1:48.48
204	2:06.566	1:16.64	82	2:08.135	1:30.28	56	2:06.604	1:34.92	40	2:06.456	1:48.48	40	2:06.456	1:48.48	56	2:06.543	1:49.99	56	2:06.543	1:49.99
36	2:10.010	1:28.55	204	2:06.329	1:31.60	204	2:05.160	1:45.00	56	2:06.543	1:49.99	56	2:06.543	1:49.99	Lap 10			4	1:51.525	
88	2:07.906	1:39.23	36	2:11.204	1:48.38	82	2:09.301	1:47.81				199	1:52.014	1.304	14	1:50.839	2.527			
86	2:07.292	1:48.12	Lap 7			Lap 8			Lap 9			4	1:51.544		119	2:08.076	1 lap			
Lap 6			4	1:51.763		4	1:51.469		4	1:51.544		199	1:51.906	.815	415	2:07.660	1 lap			
4	1:51.369		199	1:51.340	1.318	199	1:50.604	.453	199	1:51.906	.815	14	1:51.087	3.213	96	1:52.620	5.001			
199	1:50.753	1.741	14	1:51.791	3.207	14	1:51.932	3.670	14	1:51.087	3.213	96	1:51.073	3.906	40	2:07.729	1 lap			
14	1:51.896	3.179	96	1:51.813	5.038	96	1:50.808	4.377	96	1:51.073	3.906	40	2:07.729	1 lap	56	2:08.540	1 lap			
96	1:50.927	4.988	88	2:09.249	1 lap	5	1:54.246	17.908	204	2:08.710	1 lap	56	2:08.540	1 lap	5	1:52.670	21.334			
5	1:52.754	13.130	5	1:53.764	15.131	36	2:18.119	1 lap	5	1:53.825	20.189	5	1:52.670	21.334	204	2:09.598	1 lap			
47	1:53.994	17.510	86	2:12.396	1 lap	47	1:54.761	24.224	82	2:18.166	1 lap	204	2:09.598	1 lap	47	1:54.154	29.947			
24	1:54.947	19.147	47	1:55.185	20.932	88	2:11.094	1 lap	47	1:54.638	27.318	47	1:54.154	29.947	24	1:53.826	30.738			
20	1:53.616	23.084	24	1:54.432	21.816	24	1:54.883	25.230	24	1:54.751	28.437	24	1:53.826	30.738	20	1:53.887	31.320			
8	1:56.343	30.847	20	1:53.022	24.343	20	1:53.506	26.380	20	1:54.122	28.958	20	1:53.887	31.320	82	2:11.718	1 lap			
1	1:55.074	31.661	1	1:55.181	35.079	86	2:11.014	1 lap	1	1:55.149	42.232	82	2:11.718	1 lap	1	1:54.373	45.080			
162	1:58.908	39.110	8	1:57.252	36.336	1	1:55.017	38.627	36	2:11.292	1 lap	1	1:54.373	45.080	8	1:58.769	53.702			
23	1:58.487	40.404	23	1:55.890	44.531	8	1:55.964	40.831	88	2:11.652	1 lap	8	1:58.769	53.702	36	2:10.920	1 lap			
81	1:55.924	41.346	81	1:57.141	46.724	23	1:57.280	50.342	8	1:57.171	46.458	36	2:10.920	1 lap	23	1:58.614	1:02.46			
62	1:58.413	42.718	162	2:00.658	48.005	81	1:56.707	51.962	23	1:56.577	55.375	23	1:58.614	1:02.46	81	1:57.336	1:03.24			
28	1:56.536	45.549	62	1:58.428	49.383	62	1:57.877	55.791	81	1:57.019	57.437	81	1:57.336	1:03.24	88	2:13.774	1 lap			
38	1:59.371	47.460	28	1:56.369	50.155	162	2:00.387	56.923	62	1:59.027	1:03.27	88	2:13.774	1 lap	62	1:58.032	1:09.78			
202	1:59.396	51.071	38	1:58.739	54.436	28	1:59.046	57.732	28	1:59.027	1:03.27	28	1:59.118	1:12.29	28	1:59.118	1:12.29			
84	1:59.163	57.026	202	1:59.883	59.191	38	1:58.564	1:01.53	162	2:01.517	1:06.89	162	2:00.768	1:16.13	162	2:00.768	1:16.13			

Scott Laing
Chief Timekeeper - Scott Laing

Mark Hancock
Race Director - Mark Hancock





Round 2
Horsham - Vic
7 April 2024

THOR

THOR MX1
Moto 1

Date: 07/04/24
Event: R05
Weather: Sunny - Temp: 20.7C
Track: Good

Started at: 13:13:18
Laps: 25 Min + 1 Lap
Starters: 35
Posted at: 13:51

PROVISIONAL LAP SHEET

No	Lap Time	Gap	No	Lap Time	Gap	No	Lap Time	Gap	No	Lap Time	Gap	No	Lap Time	Gap			
38	2:00.524	1:17.52	162	2:03.121	1:27.96	23	2:25.075	1:41.44	23	2:00.255	1:48.92	199	1:51.648				
202	2:00.385	1:27.86	88	2:13.884	1 lap	84	2:01.110	1:45.89	162	2:02.432	1:50.95	62	2:02.703	1 lap			
84	1:59.532	1:28.13	84	1:59.299	1:36.13	36	2:14.988	1 lap				38	2:02.618	1 lap			
86	2:36.817	1 lap	202	2:03.696	1:40.26	88	2:14.057	1 lap				14	1:51.561	1:551			
Lap 11			Lap 12			Lap 13			Lap 14								
4	1:51.298		4	1:51.347		199	1:51.244		199	1:51.781		14	1:50.654	1.638	23	2:00.271	1 lap
199	1:51.597	1.603	199	1:51.271	1.527	14	1:51.560	2.765	14	1:50.654	1.638	84	2:01.362	1 lap	162	2:03.227	1 lap
49	2:04.840	1 lap	14	1:52.372	3.976	202	2:11.508	1 lap	84	2:01.362	1 lap	96	1:54.636	12.561	84	2:00.853	1 lap
14	1:51.722	2.951	96	1:54.135	9.277	4	2:02.152	9.381	96	1:54.636	12.561	82	2:19.362	2 laps	96	1:57.630	18.543
16	2:04.940	1 lap	86	2:12.051	2 laps	96	1:53.200	9.706	4	2:03.427	21.027	4	2:03.343	32.722	5	1:55.946	37.123
96	1:52.786	6.489	16	2:02.936	1 lap	16	2:02.919	1 lap	36	2:18.540	2 laps	4	2:03.343	32.722	88	2:10.879	2 laps
174	2:04.247	1 lap	49	2:05.650	1 lap	49	2:03.508	1 lap	88	2:14.632	2 laps	5	1:56.043	32.825	202	2:07.620	1 lap
29	2:13.304	1 lap	174	2:01.981	1 lap	5	1:54.495	28.563	202	2:12.091	1 lap	16	2:04.307	1 lap	20	1:55.294	45.095
415	2:04.771	1 lap	5	1:55.275	26.839	174	2:09.148	1 lap	5	1:56.043	32.825	49	2:04.255	1 lap	88	2:15.845	2 laps
119	2:06.314	1 lap	119	2:04.320	1 lap	86	2:16.032	2 laps	16	2:04.307	1 lap	20	1:54.599	41.449	24	1:55.858	48.927
5	1:52.875	22.911	29	2:06.326	1 lap	20	1:55.529	38.631	202	2:12.091	1 lap	174	2:02.329	1 lap	16	2:03.896	1 lap
40	2:05.046	1 lap	415	2:05.875	1 lap	24	1:56.244	41.098	5	1:56.043	32.825	24	1:54.599	41.449	49	2:03.439	1 lap
56	2:07.045	1 lap	20	1:53.816	35.873	415	2:05.674	1 lap	16	2:04.307	1 lap	47	1:57.386	51.812	174	2:04.761	1 lap
24	1:53.601	33.041	24	1:55.931	37.625	47	1:58.207	46.207	202	2:12.091	1 lap	86	2:11.629	2 laps	47	1:58.982	59.146
20	1:53.382	33.404	47	1:57.108	40.771	29	2:08.908	1 lap	47	1:58.207	46.207	1	1:55.114	57.544	1	1:57.304	1:03.20
47	1:56.361	35.010	40	2:07.212	1 lap	119	2:11.900	1 lap	1	1:55.114	57.544	415	2:07.296	1 lap	86	2:08.100	2 laps
204	2:09.434	1 lap	56	2:07.170	1 lap	1	1:55.135	54.211	415	2:07.296	1 lap	29	2:06.490	1 lap	29	2:01.840	1 lap
1	1:54.632	48.414	1	1:54.780	51.847	40	2:05.456	1 lap	29	2:06.490	1 lap	119	2:07.969	1 lap	415	2:05.102	1 lap
8	1:57.737	1:00.14	204	2:09.923	1 lap	56	2:08.435	1 lap	119	2:07.969	1 lap	40	2:04.346	1 lap	119	2:05.431	1 lap
82	2:10.832	1 lap	8	2:01.083	1:09.87	81	1:57.813	1:20.08	40	2:04.346	1 lap	56	2:09.564	1 lap	40	2:03.597	1 lap
23	1:56.549	1:07.71	81	1:56.918	1:15.04	204	2:10.399	1 lap	56	2:09.564	1 lap	81	1:58.799	1:27.10	81	2:01.660	1:37.11
81	1:57.525	1:09.47	82	2:10.539	1 lap	8	2:12.582	1:29.68	81	1:58.799	1:27.10	8	2:00.474	1:38.38	56	2:11.651	1 lap
62	2:01.099	1:19.58	28	1:58.967	1:28.55	28	1:59.567	1:35.35	8	2:00.474	1:38.38	204	2:10.931	1 lap	8	2:02.242	1:48.97
28	1:59.943	1:20.93	62	2:02.530	1:30.76	82	2:09.793	1 lap	204	2:10.931	1 lap	28	2:01.102	1:44.67	28	2:02.016	1:55.04
36	2:12.860	1 lap	38	1:59.747	1:34.03	62	2:02.763	1:40.75	28	2:01.102	1:44.67	204	2:15.942	1 lap			
38	1:59.410	1:25.63	162	2:04.674	1:41.28	38	2:00.627	1:41.88									
												Lap 15					

The results are provisional until the expiration of the time limit for protests and appeals.

Scott Laing
Chief Timekeeper - Scott Laing

Mark Hancock
Race Director - Mark Hancock



www.computime.com.au
COMPUTIME RACE TIMING SYSTEMS PTY LTD





Round 2
Horsham - Vic
7 April 2024

THOR

THOR MX1
Moto 1

Date: 07/04/24
Event: R05
Weather: Sunny - Temp: 20.7C
Track: Good

Started at: 13:13:18
Laps: 25 Min + 1 Lap
Starters: 35
Posted at: 13:51

PROVISIONAL LAP CHART

Name	Grid	1	2	3	4	5	6	7	8	9	10	11	12	13	14	15	Name
J. BEATON	11	99	99	99	99	1	1	1	1	1	1	1	1	100	100	109	N. CRAWFORD
N. CRAWFORD	199	199	199	4	4	199	199	199	199	199	199	199	199	14	14	14	J. BEATON
K. GIBBS	5	4	4	199	199	14	14	14	14	14	14	14	14	4	96	96	K. WEBSTER
L. CLOUT	4	14	14	14	14	96	96	96	96	96	96	96	96	96	4	4	L. CLOUT
K. WEBSTER	96	1	1	1	1	5	5	5	5	5	5	5	5	5	5	5	K. GIBBS
D. FERRIS	1	24	5	5	5	47	47	47	47	47	47	24	20	20	20	20	W. TODD
W. TODD	20	5	24	24	24	24	24	24	24	24	24	20	24	24	24	24	B. METCALFE
B. METCALFE	24	47	47	47	47	20	20	20	20	20	20	47	47	47	47	47	T. WATERS
T. WATERS	47	8	8	8	20	8	8	1	1	1	1	1	1	1	1	1	D. FERRIS
J. EVANS	81	162	162	20	8	1	1	8	8	8	8	8	8	81	81	81	J. EVANS
C. HOLROYD	28	23	20	162	162	162	162	23	23	23	23	23	81	8	8	8	Z. WATSON
L. ROGERS	23	20	23	23	23	23	23	81	81	81	81	81	28	28	28	28	C. HOLROYD
Z. WATSON	8	62	62	62	62	62	81	162	62	62	62	62	62	62	62	62	D. WOOD
B. OGNENIS	38	81	81	81	81	81	62	62	162	28	28	28	38	38	38	38	B. OGNENIS
L. ZIELINSKI	162	38	38	38	38	38	28	28	28	162	162	38	162	23	23	23	L. ROGERS
C. ROSSANDICH	202	28	28	28	28	28	38	38	38	38	38	162	23	162	162	162	L. ZIELINSKI
D. WOOD	62	29	84	84	202	202	202	202	202	202	202	84	84	84	84	84	S. WARD
R. MARSHALL	51	84	29	29	29	84	84	84	84	84	84	202	202	202	202	202	C. ROSSANDICH
S. WARD	84	51	202	202	84	29	49	49	49	49	49	16	16	16	16	16	B. KREBS
R. LATIMER	35	202	51	49	49	49	29	29	29	16	16	49	49	49	49	49	C. O'LOAN
N. GROTHUES	29	49	49	51	16	16	16	16	16	29	174	174	174	174	174	174	S. LARSEN
R. STEPHENS	56	204	56	16	56	119	119	174	174	174	29	119	415	415	29	29	N. GROTHUES
C. O'LOAN	49	56	16	56	119	174	174	119	119	119	415	29	29	29	415	415	C. SCHAT
J. KIPPS	86	16	119	119	174	56	415	415	415	415	119	415	119	119	119	119	C. KREZLIK
B. KREBS	16	119	82	174	415	415	40	40	40	40	40	40	40	40	40	40	K. ORCHARD
S. LARSEN	174	82	174	82	40	40	56	56	56	56	56	56	56	56	56	56	R. STEPHENS
K. ORCHARD	40	415	204	415	82	82	82	204	204	204	204	204	204	204	204	204	B. STEEL
C. SCHAT	415	174	415	40	204	204	204	82	82	82	82	82	82	82	82	82	E. WIESE
J. CIGLIANO	32	36	40	204	51	36	36	36	36	36	36	36	36	36	36	36	M. CLOSTER
J. PHILLIPS	31	40	32	32	36	88	88	88	88	88	88	88	88	88	88	88	R. FUCSKO
R. FUCSKO	88	32	36	36	88	86	86	86	86	86	86	86	86	86	86	86	J. KIPPS
E. WIESE	82	88	88	88	86												
C. KREZLIK	119	86	86	86													
B. STEEL	204																
M. CLOSTER	36																

The results are provisional until the expiration of the time limit for protests and appeals.

Scott Laing
Chief Timekeeper - Scott Laing

Mark Hancock
Race Director - Mark Hancock



www.computime.com.au
COMPUTIME RACE TIMING SYSTEMS PTY LTD





Round 2
Horsham - Vic
7 April 2024

THOR

THOR MX1
Moto 1


Date: 07/04/24
 Event: R05
 Weather: Sunny - Temp: 20.7C
 Track: Good

Started at: 13:13:18
 Laps: 25 Min + 1 Lap
 Starters: 35
 Posted at: 13:51

PROVISIONAL BEST SECTOR TIMES

Sector 1			Sector 2			Sector 3			Lap	
Pos	Name	Time	Name	Time	Name	Time	Name	Ideal	Fastest	
1	J. BEATON	41.656	J. BEATON	29.633	K. WEBSTER	37.167	J. BEATON	1:48.908	1:50.654	
2	N. CRAWFORD	42.300	D. FERRIS	30.155	N. CRAWFORD	37.378	N. CRAWFOR	1:49.927	1:50.604	
3	L. CLOUT	42.301	N. CRAWFORD	30.249	L. CLOUT	37.436	K. WEBSTER	1:50.132	1:50.708	
4	W. TODD	42.645	K. WEBSTER	30.268	J. BEATON	37.619	L. CLOUT	1:50.342	1:50.754	
5	K. WEBSTER	42.697	T. WATERS	30.302	K. GIBBS	38.040	D. FERRIS	1:51.254	1:52.237	
6	D. FERRIS	42.957	K. GIBBS	30.328	D. FERRIS	38.142	W. TODD	1:51.574	1:53.022	
7	B. METCALFE	43.098	W. TODD	30.471	W. TODD	38.458	K. GIBBS	1:51.592	1:52.670	
8	T. WATERS	43.147	L. CLOUT	30.605	T. WATERS	38.511	T. WATERS	1:51.960	1:52.807	
9	K. GIBBS	43.224	B. METCALFE	30.831	B. METCALFE	39.035	B. METCALFE	1:52.964	1:53.601	
10	J. EVANS	43.665	J. EVANS	31.319	Z. WATSON	39.231	Z. WATSON	1:54.641	1:55.964	
11	L. ROGERS	43.792	Z. WATSON	31.399	L. ROGERS	39.447	L. ROGERS	1:54.763	1:55.890	
12	Z. WATSON	44.011	L. ROGERS	31.524	L. ZIELINSKI	39.481	J. EVANS	1:55.148	1:55.924	
13	S. WARD	44.231	L. ZIELINSKI	31.795	D. WOOD	39.734	L. ZIELINSKI	1:55.881	1:56.464	
14	C. HOLROYD	44.254	S. WARD	31.908	C. HOLROYD	39.842	C. HOLROYD	1:56.184	1:56.369	
15	C. ROSSANDICH	44.267	D. WOOD	32.077	B. OGNENIS	40.148	D. WOOD	1:56.785	1:57.877	
16	L. ZIELINSKI	44.605	C. HOLROYD	32.088	J. EVANS	40.164	S. WARD	1:56.984	1:58.525	
17	B. OGNENIS	44.774	B. KREBS	32.168	C. ROSSANDICH	40.582	C. ROSSANDI	1:57.109	1:57.109	
18	D. WOOD	44.974	C. ROSSANDICH	32.260	S. WARD	40.845	B. OGNENIS	1:57.267	1:58.211	
19	C. O'LOAN	44.999	B. OGNENIS	32.345	N. GROTHUES	41.281	B. KREBS	1:59.152	2:00.699	
20	N. GROTHUES	45.177	R. MARSHALL	32.473	C. SCHAT	41.423	N. GROTHUE	1:59.521	1:59.853	
21	S. LARSEN	45.362	K. ORCHARD	33.010	B. KREBS	41.432	C. O'LOAN	1:59.935	2:00.493	
22	B. KREBS	45.552	S. LARSEN	33.058	S. LARSEN	41.762	S. LARSEN	2:00.182	2:01.028	
23	C. KREZLIK	45.558	N. GROTHUES	33.063	C. O'LOAN	41.809	C. KREZLIK	2:00.513	2:01.718	
24	K. ORCHARD	45.834	C. KREZLIK	33.092	C. KREZLIK	41.863	K. ORCHARD	2:00.878	2:02.130	
25	R. STEPHENS	45.999	C. O'LOAN	33.127	K. ORCHARD	42.034	C. SCHAT	2:01.006	2:01.273	
26	C. SCHAT	46.167	R. FUCSKO	33.402	R. MARSHALL	42.063	R. MARSHAL	2:01.078	2:02.581	
27	R. MARSHALL	46.542	C. SCHAT	33.416	E. WIESE	42.180	R. STEPHENS	2:02.189	2:02.410	
28	R. FUCSKO	46.576	R. STEPHENS	33.678	R. STEPHENS	42.512	E. WIESE	2:02.487	2:04.498	
29	E. WIESE	46.617	E. WIESE	33.690	J. KIPPS	42.814	R. FUCSKO	2:03.325	2:03.325	
30	B. STEEL	47.222	J. CIGLIANO	34.140	J. CIGLIANO	43.107	J. KIPPS	2:04.555	2:05.467	
31	J. KIPPS	47.259	M. CLOSTER	34.161	B. STEEL	43.295	J. CIGLIANO	2:04.733	2:05.081	
32	J. CIGLIANO	47.486	B. STEEL	34.437	R. FUCSKO	43.347	B. STEEL	2:04.954	2:05.160	
33	M. CLOSTER	48.314	J. KIPPS	34.482	M. CLOSTER	43.347	M. CLOSTER	2:05.822	2:06.231	

The results are provisional until the expiration of the time limit for protests and appeals.


 Chief Timekeeper - Scott Laing


 Race Director - Mark Hancock



www.computime.com.au
COMPUTIME RACE TIMING SYSTEMS PTY LTD





Round 2
Horsham - Vic
7 April 2024

THOR

THOR MX1

THOR MX1

PROVISIONAL PROGRESSIVE ROUND POINTS

Pos	No	Name	Rnd 2 Moto 1	Total
1	199	Nathan CRAWFORD	25	25
2	14	Jed BEATON	22	22
3	96	Kyle WEBSTER	20	20
4	4	Luke CLOUT	18	18
5	5	Kirk GIBBS	16	16
6	20	Wilson TODD	15	15
7	24	Brett METCALFE	14	14
8	47	Todd WATERS	13	13
9	1	Dean FERRIS	12	12
10	81	Joel EVANS	11	11
11	8	Zachary WATSON	10	10
12	28	Cooper HOLROYD	9	9
13	62	Dylan WOOD	8	8
14	38	Bryce OGNENIS	7	7
15	23	Levi ROGERS	6	6
16	162	Luke ZIELINSKI	5	5
17	84	Siegah WARD	4	4
18	202	Connor ROSSANDICH	3	3
19	16	Braeden KREBS	2	2
20	49	Cody O'LOAN	1	1


Chief Timekeeper - Scott Laing


Race Director - Mark Hancock



www.computime.com.au
COMPUTIME RACE TIMING SYSTEMS PTY LTD





Round 2
Horsham - Vic
7 April 2024

THOR

THOR MX1

THOR MX1

PROVISIONAL PROGRESSIVE SERIES POINTS

Pos	No	Name	Rnd 1 Wonth.	Rnd 2 Moto 1	Total
1	96	Kyle WEBSTER	50	20	70
2	14	Jed BEATON	44	22	66
3	199	Nathan CRAWFORD	32	25	57
4	20	Wilson TODD	36	15	51
5	1	Dean FERRIS	38	12	50
6	4	Luke CLOUT	31	18	49
7	5	Kirk GIBBS	26	16	42
8	47	Todd WATERS	27	13	40
9	24	Brett METCALFE	26	14	40
10	81	Joel EVANS	20	11	31
11	8	Zachary WATSON	21	10	31
12	28	Cooper HOLROYD	15	9	24
13	162	Luke ZIELINSKI	14	5	19
14	84	Siegah WARD	13	4	17
15	38	Bryce OGNENIS	6	7	13
16		John DARROCH	13		13
17		Ricky LATIMER	13		13
18	23	Levi ROGERS	3	6	9
19	62	Dylan WOOD		8	8
20	49	Cody O'LOAN	7	1	8
21	202	Connor ROSSANDICH		3	3
22		Lochie LATIMER	3		3
23	16	Braeden KREBS		2	2
24		Sam LARSEN	2		2
25		Joel PHILLIPS	1		1
26		Robbie MARSHALL	1		1


Chief Timekeeper - Scott Laing


Race Director - Mark Hancock



www.computime.com.au
COMPUTIME RACE TIMING SYSTEMS PTY LTD





Round 2
Horsham - Vic
7 April 2024



THOR MX1
Moto 1

Date: 07/04/24
 Event: R05
 Weather: Sunny - Temp: 20.7C
 Track: Good

Started at: 13:13:18
 Laps: 25 Min + 1 Lap
 Starters: 35
 Posted at: 13:51

PROVISIONAL RACE INFORMATION

Time	Description
13:08:11	SIGHTING LAP STARTED
13:13:18	Event Start
13:13:38	Rider 96 (Kyle WEBSTER) HOLE SHOT
13:13:55	Rider 35 (Ricky LATIMER), Rider 31 (Joel PHILLIPS) CRASHED - FIRST CORNER - RETIRED
13:21:31	Rider 32 (Joel CIGLIANO) RETIRED
13:27:17	Rider 51 (Robbie MARSHALL) RETIRED
13:41:10	Chequered Flag
13:43:55	Event Finish

The results are provisional until the expiration of the time limit for protests and appeals.



Scott Laing
 Chief Timekeeper - Scott Laing

Mark Hancock
 Race Director - Mark Hancock

www.computime.com.au
COMPUTIME RACE TIMING SYSTEMS PTY LTD

